VOLA 100, 100X, 200, 200V, 300
VOLA 400DV, 400, 400V, 400N, 400NV, 400T
VOLA 400TV, 400F, 400FV, 400R, 400RV
VOLA 2100, 2100X, 2200, 2200V, 2300, 2400
VOLA 2400V, 2400N, 2400NV, 2400T, 2400TV
VOLA 2400F, 2400FV, 2400R, 2400RV

Fitting instruction — Monteringsvägledning
Montageanleitung — Montage hanleiding
Monteringsvejledning — Manuel de montage

GODKENDT TIL DRIKKEVAND

04/00029
04/00031
04/00055

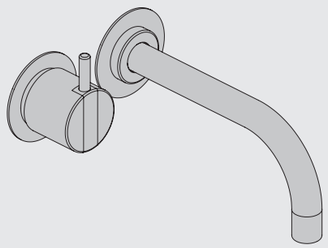

www.vola.com

100-2100_V3_40998502
09-01-2024

5 705230 286211

| vola.com | L | L1 | L2 | H | H1 | D |
|---|---|---|---|---|---|---|
| 100, 100X, 200V, 300, 400V, 400DV 2100, 2100X, 2200V, 2300, 2400V | 377 mm 14 3/4" | 260 mm 10" | 268 mm 10 1/2" | 95 mm 3 3/4" | 186 mm 7 3/8" | 70 mm 2 3/4" |
| 400NV, 400TV 2400NV, 2400TV | 475 mm 18 3/4" | 355 mm 14" | 367 mm 14 1/2" | | | |
| 400FV, 400RV 2400FV, 2400RV | 552 mm 21 3/4" | 435 mm 17" | 447 mm 17 5/8" | | | |

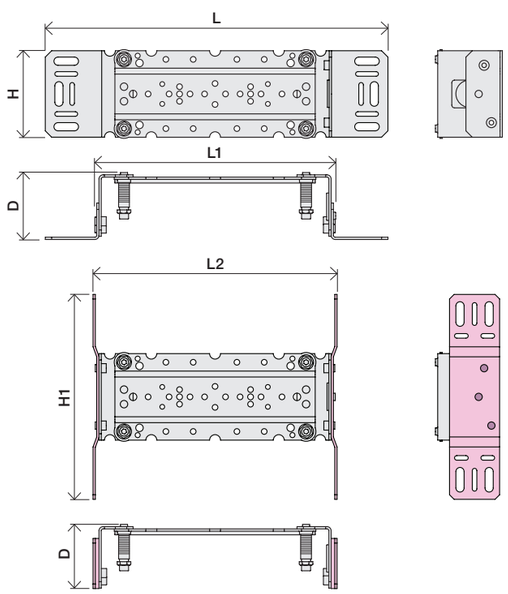


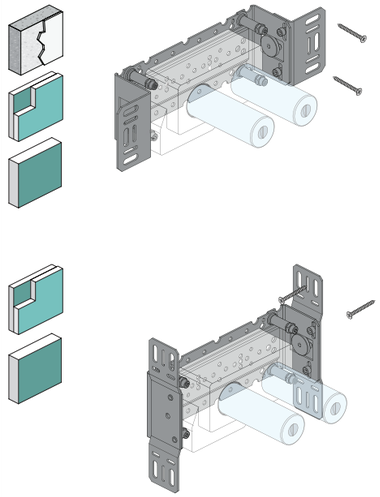

VR968: To be ordered separately.
Werden separat bestellt.
Bestilles separat.
Beställs separat.
Apart te bestellen.
À commander séparément.

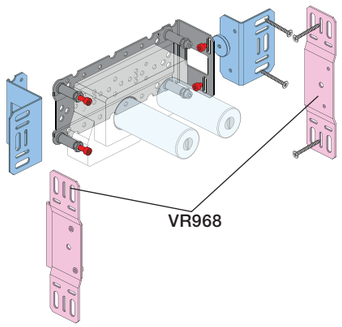


A

Data, 3 Bar/43.5 Psi:

| | l/min. | Gal/min. |
|---|---|---|
| 100: | 18,3 | 4.8 |
| 400V: | 15,6 | 4.1 |
| 2100: | 25,2 | 6.7 |
| 2400V: | 22,2 | 5.9 |

Max. 65°C, 150°F

Max.: 10 Bar/145 psi

B

Check the local legislation.
Bitte die örtlichen Vorschriften überprüfen.
Tjek de lokale regler.
Kontrollera den lokala lagstiftning.
Verifieer de lokale regelgeving.
Vérifiez la législation locale.




C

DE:
Bitte separat beiliegende Anleitung für die Schalldämpfer VR1249 beachten

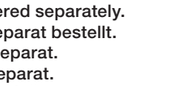

DE:
Bitte separat beiliegende Anleitung für die Schallentkopplung VR972 beachten

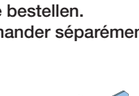

D

Box till inbyggnadsblandare.
Boks til indbygningsblander.
Laatikko seinäasenteiselle sekoittajalle.

Ingår inte i leveransen, köps separat.
Ikke inkludert, kjøpes separat.
Eivät sisälly tilaukseen, ostettava erikseen.

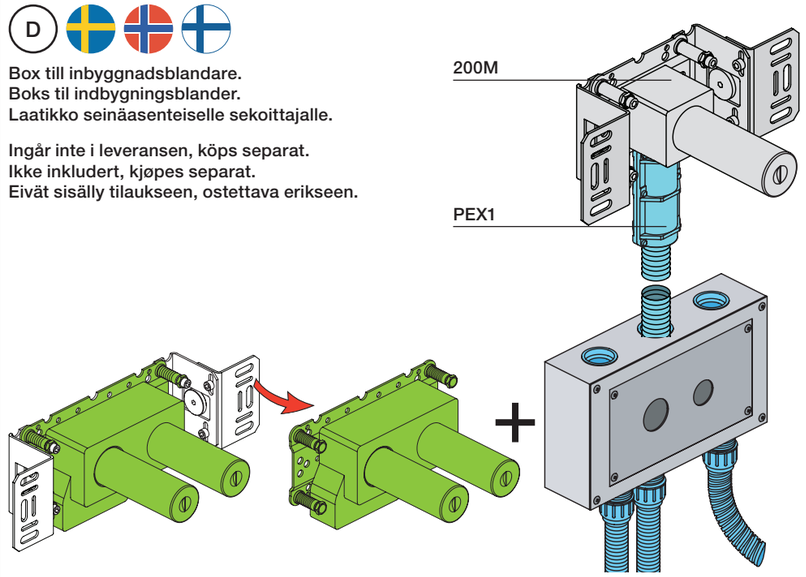


Extension
Verlängerung
Forlængerdele
Förlängning
Aanpassing
Modification

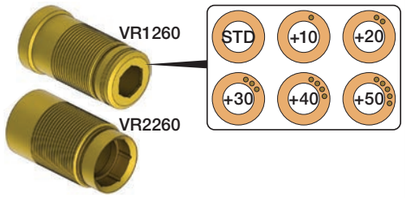


Extension, retrofit
Verlängerung, nachträglicher Einbau
Forlængerdele, eftermontering
Förlängning, eftermontering
Aanpassing na montage
Modification aprés installation

T Min. 3 mm
Max 65 mm

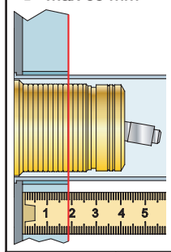

Y Min. 48 mm
Max. 110 mm

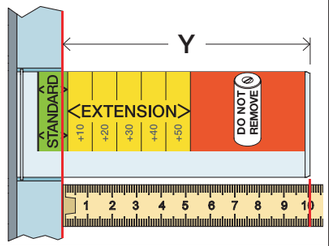


X 52 - 0 mm

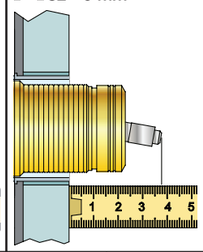

X -15 - 0 mm

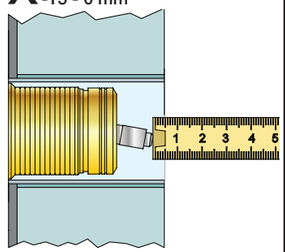

| T | Y | VR1260/2260/1400/2019 |
|---|---|---|
| 3 - 15 mm | 110 - 98 mm | Std. |
| 15 - 25 mm | 98 - 88 mm | +10 |
| 25 - 35 mm | 88 - 78 mm | +20 |
| 35 - 45 mm | 78 - 68 mm | +30 |
| 45 - 55 mm | 68 - 58 mm | +40 |
| 55 - 65 mm | 58 - 48 mm | +50 |

| X | VR1260 + VR1400 + VR2019 |
|---|---|
| 40 - 52 mm | Std. |
| 30 - 40 mm | +10 |
| 20 - 30 mm | +20 |
| 10 - 20 mm | +30 |
| 0 - 10 mm | +40 |
| -10 - 0 mm | +50 |

| X | VR2260 + VR1400 + VR2019 |
|---|---|
| 35 - 47 mm | Std. |
| 25 - 35 mm | +10 |
| 15 - 25 mm | +20 |
| 5 - 15 mm | +30 |
| -5 - 5 mm | +40 |
| -15 - -5 mm | +50 |

Fitting of extension
Montage von verlängerung
Montering af forlængerdele

Montering av förlängning
Montage van de verlengstukken
Montage des rallonges

VR1260+

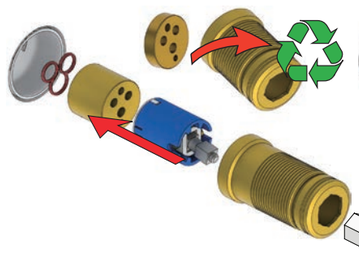


VR2260+

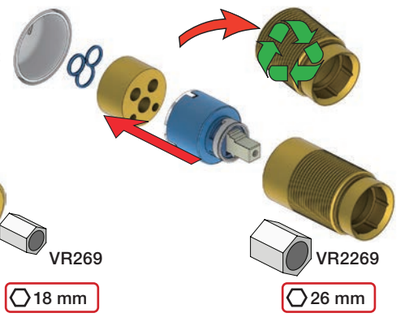


VR2019+, VR2119+

VR1400+

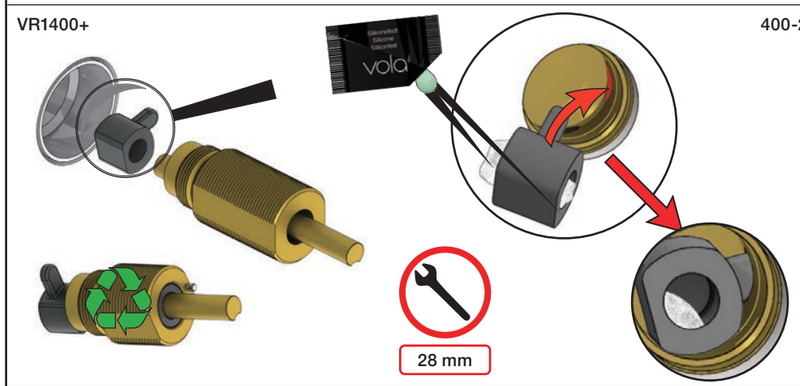


400-2400

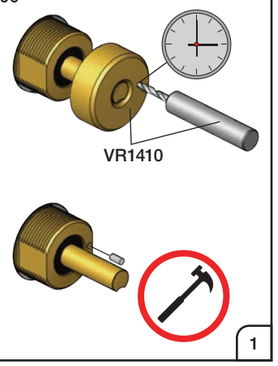




VOLA A/S • Lunavej 2 • DK-8700 Horsens • Tel. +45 7023 5500 • sales@vola.dk • www.vola.com

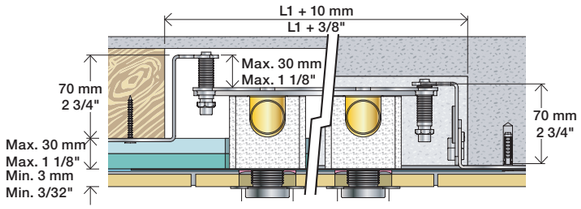




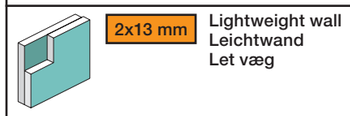

2x13 mm

Lightweight wall
Leichtwand
Let væg

Lätta konstruktion
Holle wandconstructie
Construction légére

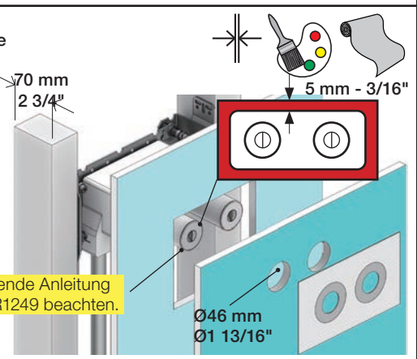


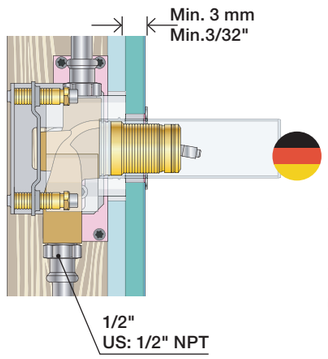


DE: Bitte separat beiliegende Anleitung für die Schalldämpfer VR1249 beachten.

Alternative:

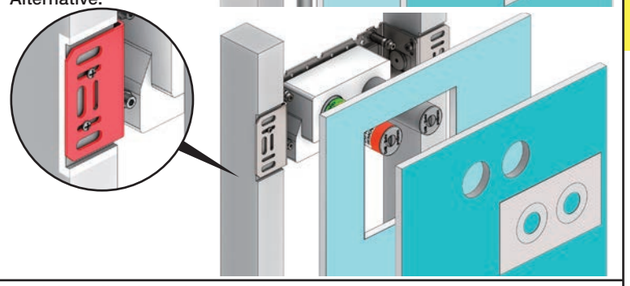

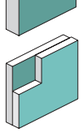

1x15 mm
1x18 mm
1x20 mm

2x13 mm

Lightweight wall
Leichtwand
Let væg

Lätta konstruktion
Holle wandconstructie
Construction légére



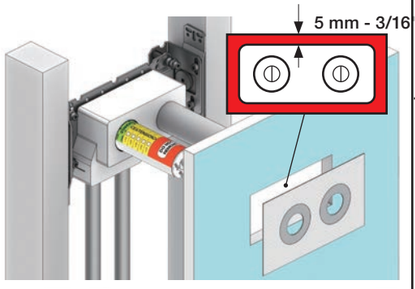


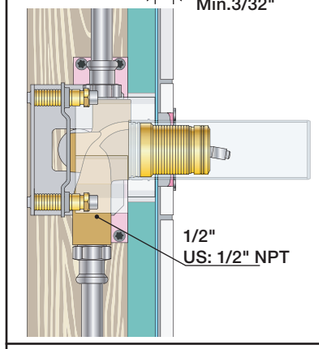


Alternative:



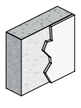

Masonry
Mauerwerk
Murværk

Murverk
Massieve wand
Mur Plein

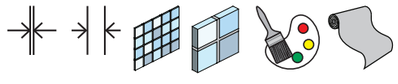

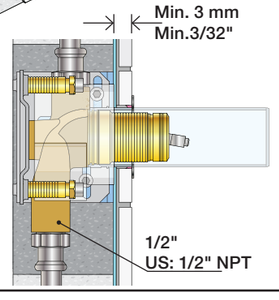

1

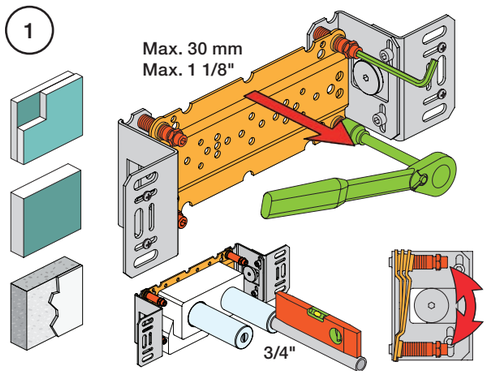


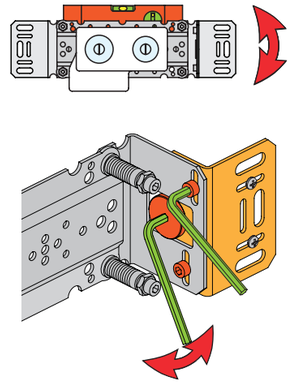

4M

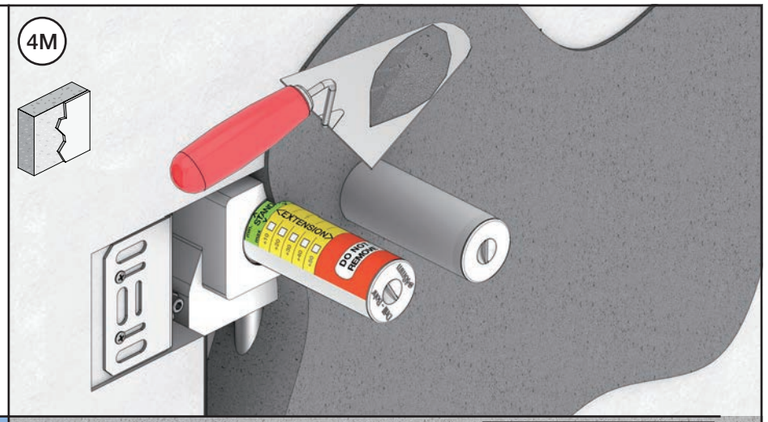

2

Test Pressure
Prüfdruck
testtryk
Test tryck
Test druk
test de pression

Check the local legislation.
Bitte die örtlichen Vorschriften überprüfen.
Tjek de lokale regler.
Kontrollera den lokala lagstiftning.
Verifieer de lokale regelgeving.
Vérifiez la législation locale.

BAR
PSI

! Water - Wasser - Vand - Vatten - Water - L´eau
! MAX 1 Minute - Minut - Minuut !

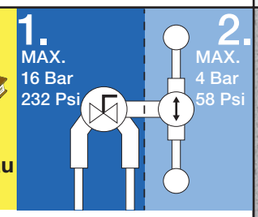


5

Without membrane
Ohne Membran
Uden membran

Zonder membran
Sans Membrane imper
Uten membran

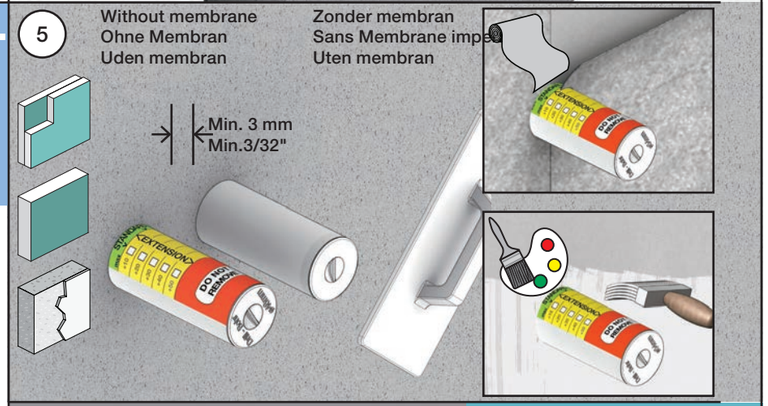


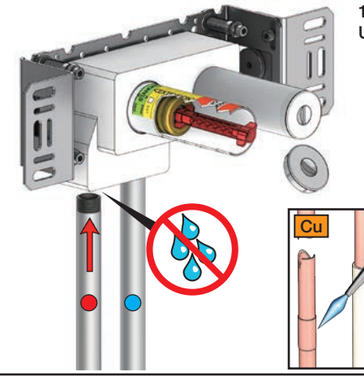

1/2"
US: 1/2" NPT







6

Waterproof membrane
Wasserdichte Membran
Vandtæt membran

Vattentät membran
Waterdicht membrane
Membrane imperable

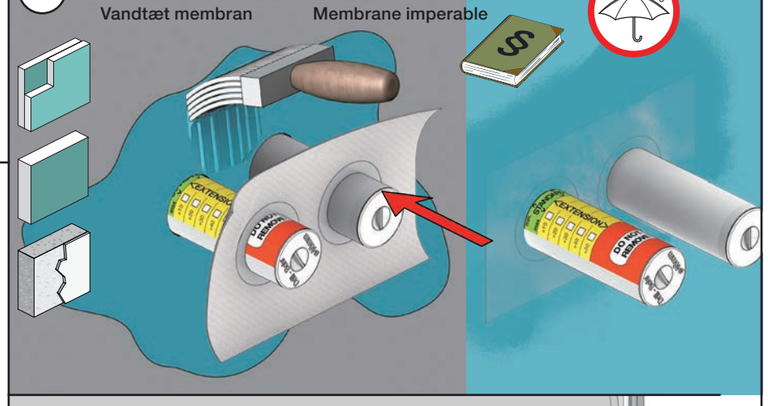

3

Flush installation
Installation Spülen
Skyl installation
Skölj installation
Kraan doorspoelen
Rincer l'installation

VR969

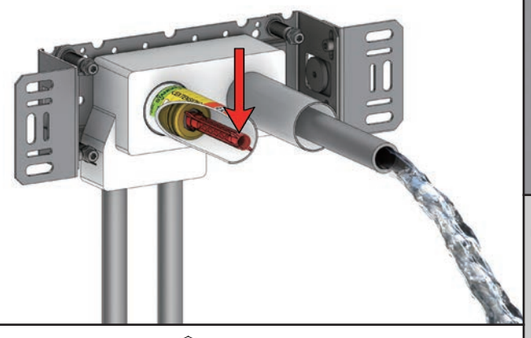

4G

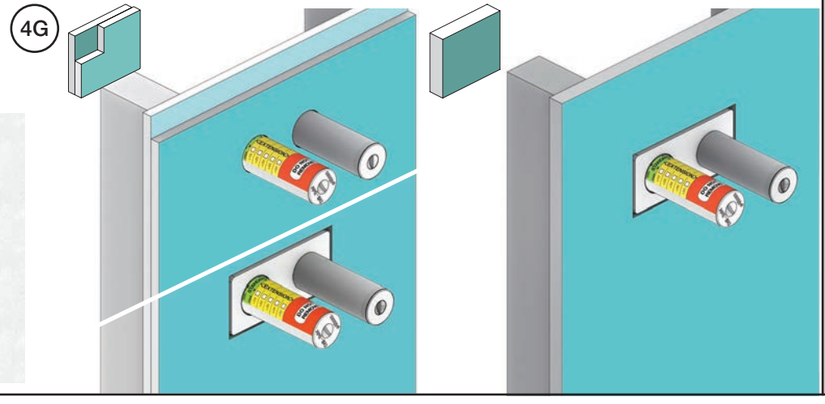

7

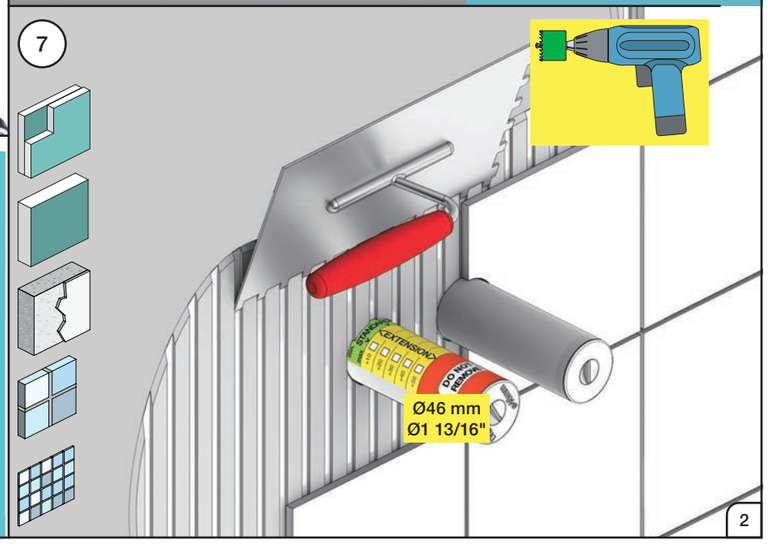

**VOLA 010, 020, 030, 040**
**VOLA 010C, 020C, 040D**

Fitting instruction
Montageanleitung
Monteringsvejledning
Monteringsvägledning
Montage hanleiding
Manuel de montage

GODKENDT TIL DRIKKEVAND

04/00026
04/00101
04/00175
04/00298

**010, 020**

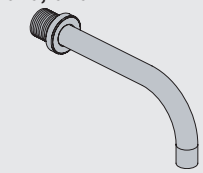

**010C, 020C**

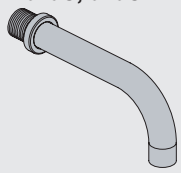

**030**

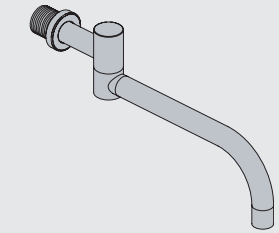

**040**

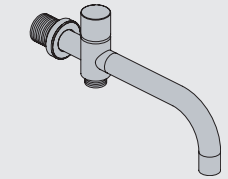

**040D**

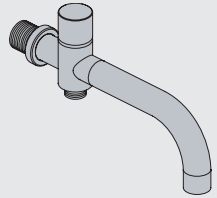

www.vola.com

mnt_010_V1_40998360
02-10-2023

5 705230 341750

| Standard Flow data: | | Max. |
|---|---|---|
| 010/020 | (l/min)<br>(Gal/min) | 5.0<br>1.3 |
| 010C/020C | (l/min)<br>(Gal/min) | 30<br>7.9 |
| 030 | (l/min)<br>(Gal/min) | 9.0<br>2.0 |
| 040 | (l/min)<br>(Gal/min) | 25<br>6.6 |
| 040D | (l/min)<br>(Gal/min) | 30<br>7.9 |
| | Max. 65°C.<br>Max. 150°F | |

**VR161:**
VR161K: 7 l/min - 1.8 Gal/min
VR161D: 9 l/min - 2.5 Gal/min
VR161F: 14 l/min - 3.7 Gal/min

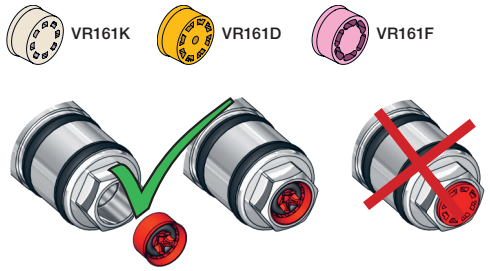


For more water saving possibilities please see:
Weitere Wassersparmöglichkeiten finden Sie auf:
For flere vandbesparende muligheder se venligst:
För mer vattenbesparande möjligheter hänvisas till:
Voor meer waterbesparende mogelijkheden zie:
Pour plus d'informations sur les options : économie d'eau, voir le site:
**www.vola.com**

## 010, 020

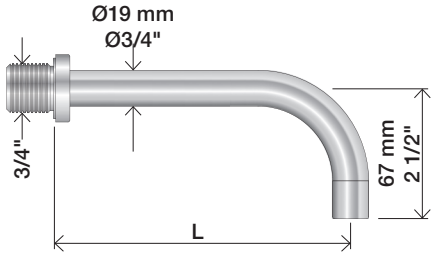


## 010C, 020C

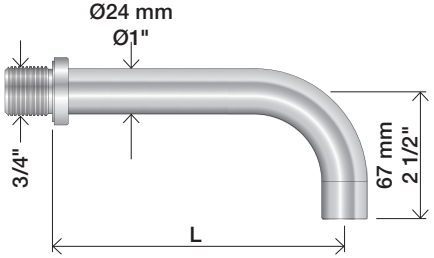


| | L (mm) | L (Inch) |
|---|---|---|
| 010(C)/100 | 100 | 4" |
| 010(C)/130 | 130 | 5" |
| 010(C)/160 | 160 | 6" |
| 020(C)/200 | 200 | 7 3/4" |
| 020(C)/225 | 225 | 8 3/4" |
| 020(C)/260 | 260 | 10 1/4" |
| 020(C)/300 | 300 | 11 3/4" |

## 030

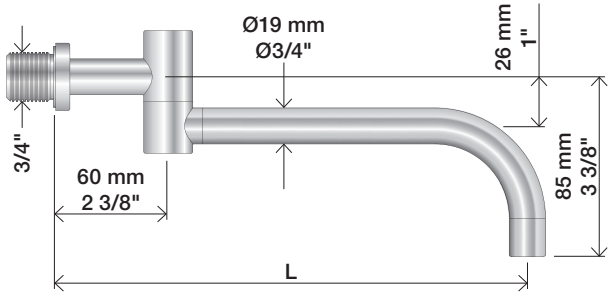


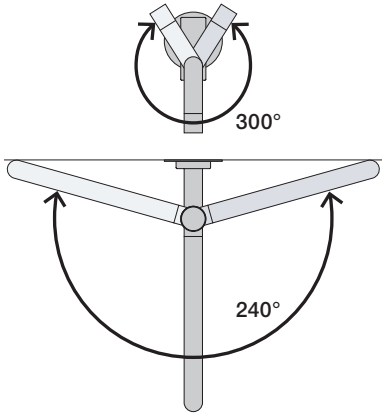


| | L (mm) | L (Inch) |
|---|---|---|
| 030/200 | 200 | 7 3/4" |
| 030/250 | 250 | 9 3/4" |
| 030/300 | 300 | 11 3/4" |
| 030/350 | 350 | 13 3/4" |

## 040

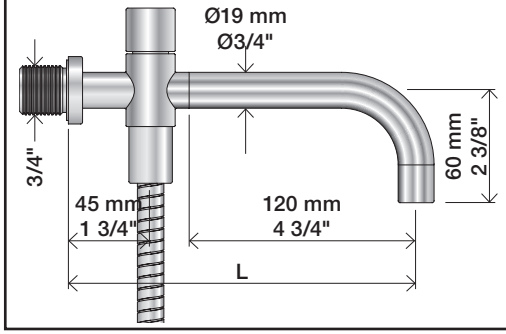


## 040D

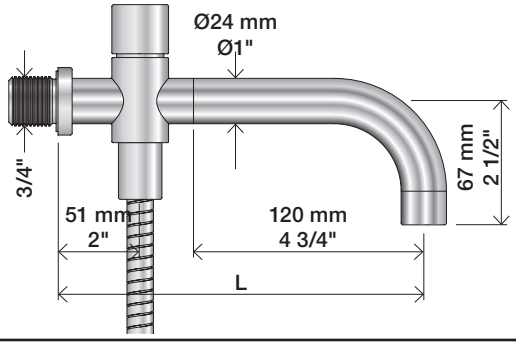


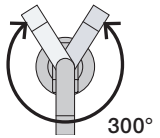


| | L (mm) | L (Inch) |
|---|---|---|
| 040 | 185 | 7 3/4" |
| 040D | 200 | 7 3/4" |
| 040D/250 | 250 | 9 3/4" |
| 040D/300 | 300 | 11 3/4" |

1

010, 010C, 020, 020C, 030, 040, 040D

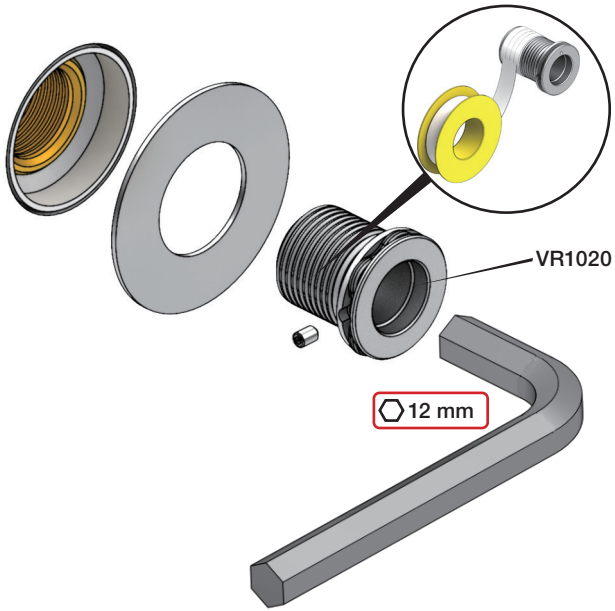


2

3

Ø19: 010, 020, 030, 040

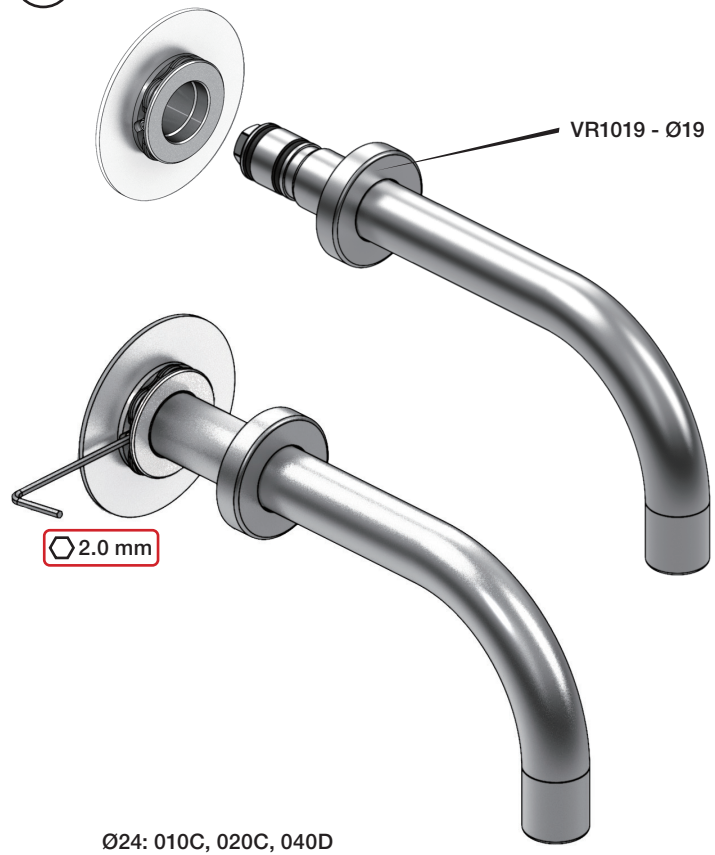


Ø24: 010C, 020C, 040D

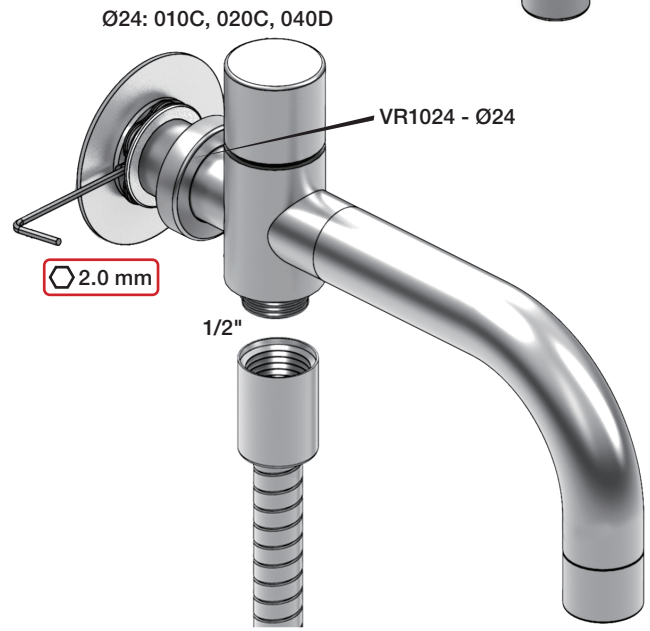


Extension
Verlängerung

Forlængerdele
Förlängning

Verlengstukken
Modification

**T** Min. 3 mm
Max. 65 mm

**Y** Min. 48 mm
Max. 110 mm

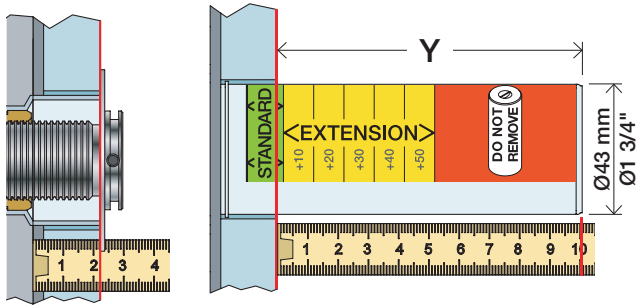


| T | Y | VR2019 (Ø19)<br>VR2119 (Ø24) |
|---|---|---|
| 3 - 15 mm | 110 - 98 mm | Std. |
| 15 - 25 mm | 98 - 88 mm | +10 |
| 25 - 35 mm | 88 - 78 mm | +20 |
| 35 - 45 mm | 78 - 68 mm | +30 |
| 45 - 55 mm | 68 - 58 mm | +40 |
| 55 - 65 mm | 58 - 48 mm | +50 |

VR2019+/VR2219+

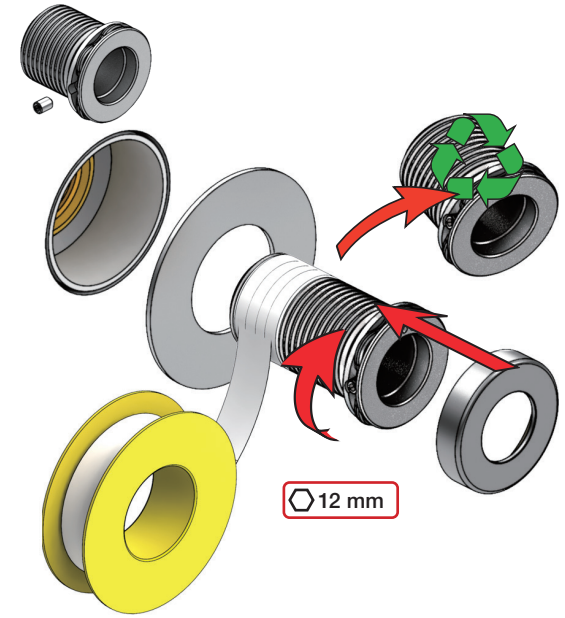

VOLA NR.21/28/19/24

NR.21:

1

NR.28+19+24:

2

**Do not cut the membrane**
**Die Membran nicht schneiden**
**Skær ikke membranen**
*** Skär inte membranet**
**Snij het membraan niet door**
**Ne coupez pas la membrane**
**No cortar la membrana**

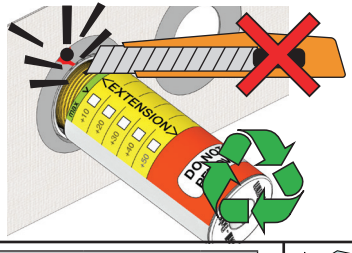


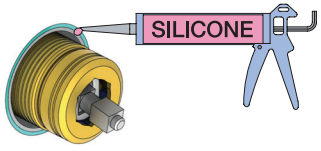


***Membran används inte i SVERIGE, ihop med inbyggnadsboxen.**

Förlängning
Aanpassing
Modification

Extension
Verlängerung
Forlængelse

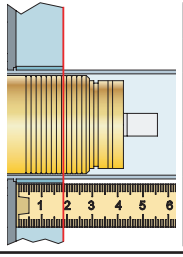

| VR2260/VR1400/VR2019 | | |
|---|---|---|
| Tiles:<br>Fliesen:<br>Fliser:<br>Tegels:<br>Carreaux: | 3 - 15 mm | Std. |
| | 15 - 25 mm | +10 |
| | 25 - 35 mm | +20 |
| | 35 - 45 mm | +30 |
| | 45 - 55 mm | +40 |
| | 55 - 65 mm | +50 |

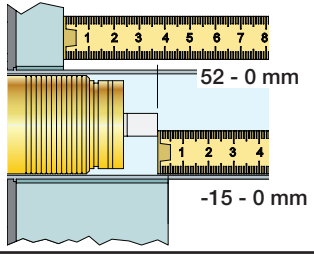


| VR2260/VR1400/VR2019 | | |
|---|---|---|
| | 35 - 47 mm | Std. |
| | 25 - 35 mm | +10 |
| | 15 - 25 mm | +20 |
| | 5 - 15 mm | +30 |
| | -5 - 5 mm | +40 |
| | -15 - -5 mm | +50 |

## NR 21

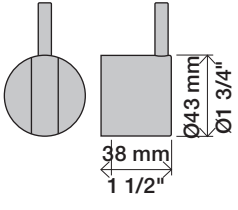


## NR 21 - 1

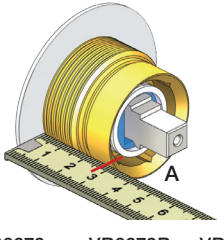


VR2279 VR2279B VR2279C

| | | A |
|---|---|---|
| VR2279 | 16 mm | 30 - 34 mm |
| VR2279B | 12 mm | 26 - 30 mm |
| VR2279C | 8 mm | 22 - 26 mm |

## NR 21 - 2

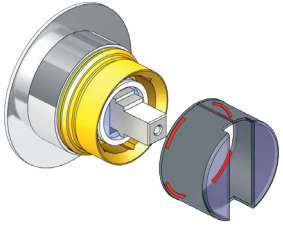

## NR 21 - 3

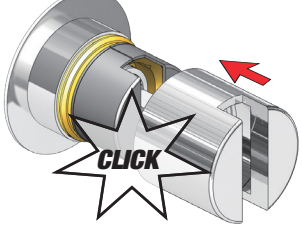


## NR 21 - 4

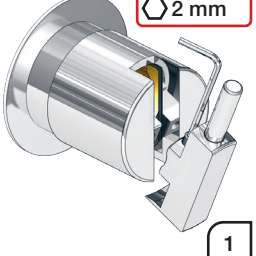


1

www.vola.com

mnt_NR21/28_40998503_V2

©VOLA A/S 5 705230 286174

Förlängning
Aanpassing
Modification
Extension
Verlängerung
Forlængelse

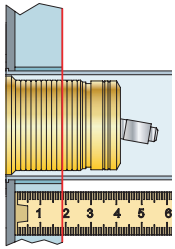

| VR1260/VR1400/VR2019 | | |
|---|---|---|
| Tegels: Carreaux: Tiles: Fliesen: Fliser: | 3 - 15 mm | Std. |
| | 15 - 25 mm | +10 |
| | 25 - 35 mm | +20 |
| | 35 - 45 mm | +30 |
| | 45 - 55 mm | +40 |
| | 55 - 65 mm | +50 |

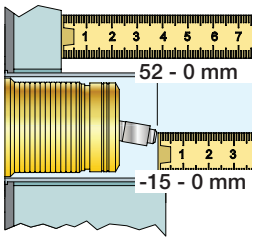


| VR1260/VR1400/VR2019 | | |
|---|---|---|
| | 40 - 52 mm | Std. |
| | 30 - 40 mm | +10 |
| | 20 - 30 mm | +20 |
| | 10 - 20 mm | +30 |
| | 0 - 10 mm | +40 |
| | -10 - 0 mm | +50 |

## NR 19/NR24

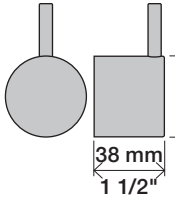


NR 19:
Ø40 mm
Ø1 5/8"

NR 24:
Ø43 mm
Ø1 3/4"

## NR 28

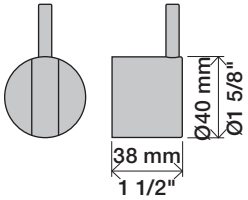


## NR 28 - 1

VR3279 VR3279B VR3279C

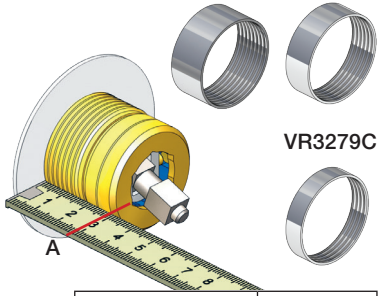


| | | A |
|---|---|---|
| VR3279 | 16 mm | 31 - 36 mm |
| VR3279B | 12 mm | 27 - 32 mm |
| VR3279C | 8 mm | 23 - 28 mm |

## NR 28 - 2

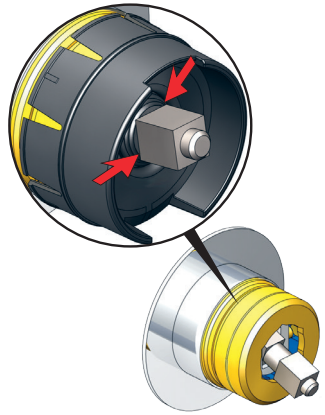

## NR 19 - 1
## NR 24 - 1

VR2204 VR2204B VR2204C

NR 19 - VR665

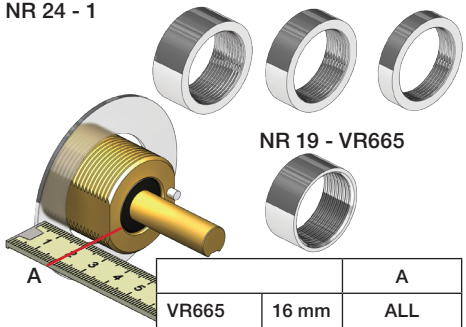


| | | A |
|---|---|---|
| VR665 | 16 mm | ALL |
| VR2204 | 16 mm | 16 - 21 mm |
| VR2204B | 12 mm | 11 - 17 mm |
| VR2204C | 8 mm | 7 - 13 mm |

## NR 28 - 3

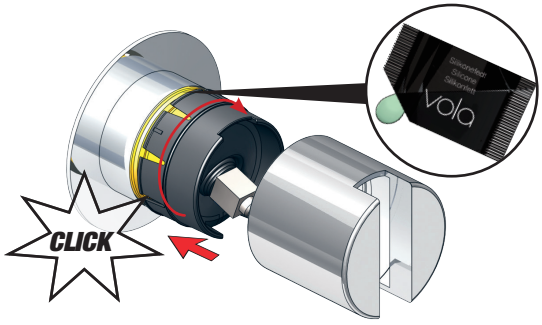


## NR 28 - 4

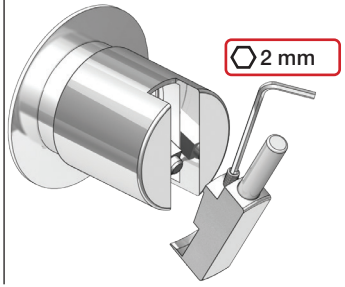


## NR 19 - 2
## NR 24 - 2

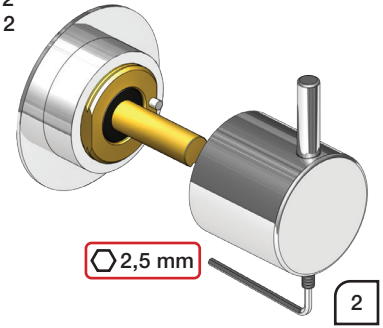

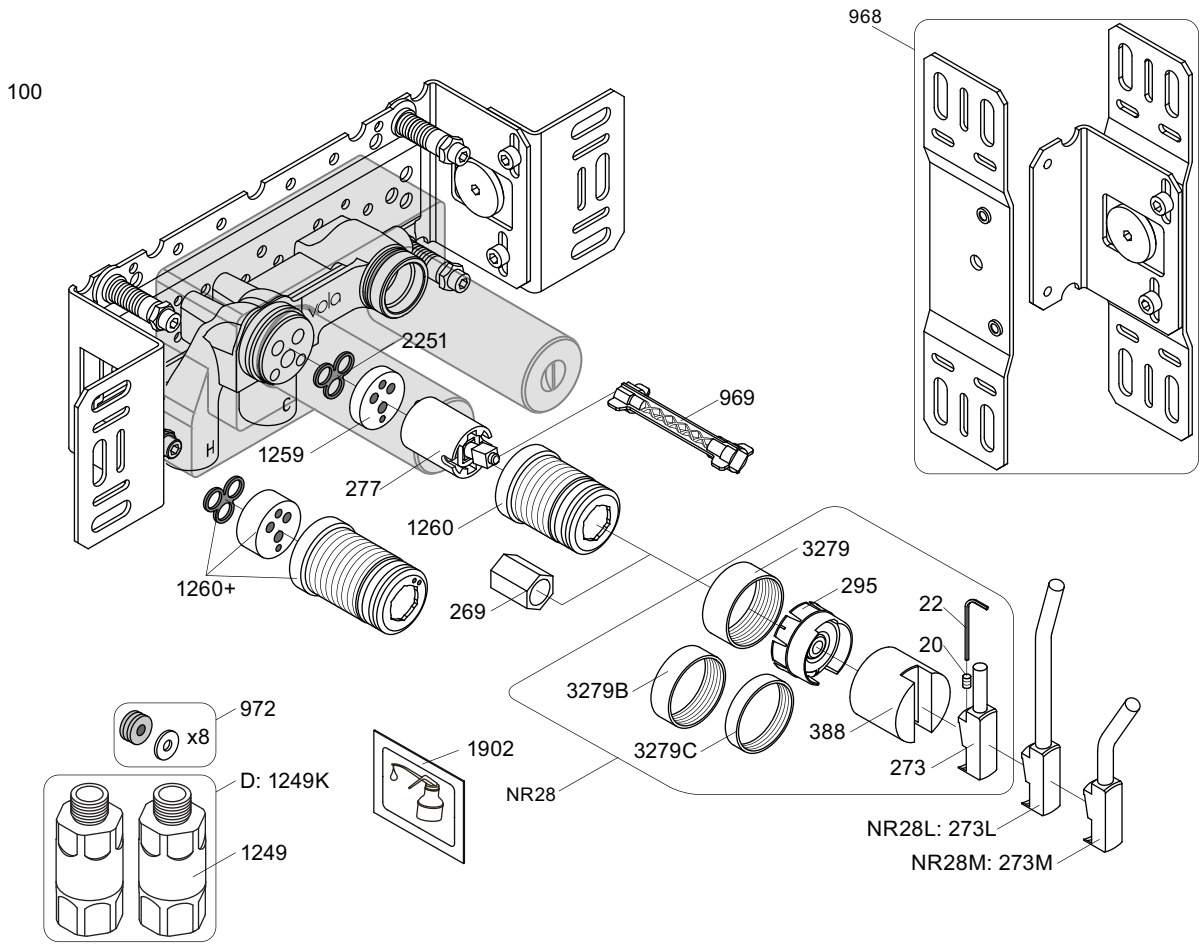


| | |
|---|---|
| NR28: | VR20, VR22, VR269, VR273, VR295, VR388, VR3279, VR3279B, VR3279C |
| VR277K: | VR22, VR269, VR277 |
| VR1260: | VR1259, VR1260, VR2251 |

| 100 | 100X | 200V | 300 |
|---|---|---|---|
| 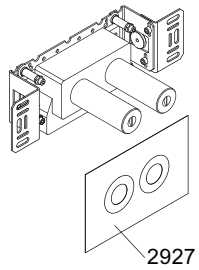  | 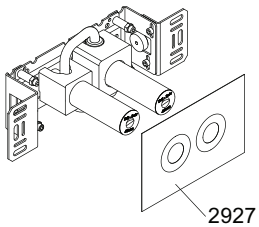  | 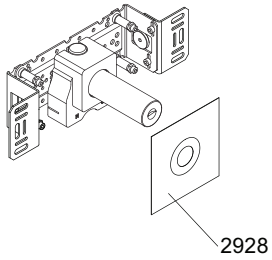  | 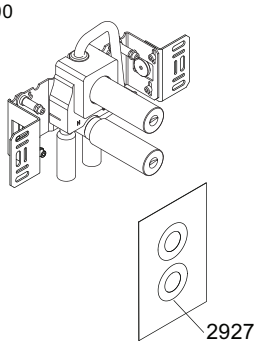  |
| 3002 3003K 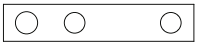 3003 | - | | 3002 |
| 3001, 001 | 3001, 001 | 3001 | 3001, 001 |

vola
Lunavej 2
DK-8700 Horsens
Tlf : + 45 7023 5500
sales@vola.com
www.vola.com

# VOLA 100
## 100X, 200V, 300

Date
May. 22

Rev.
7

Sheet
SB 1.2

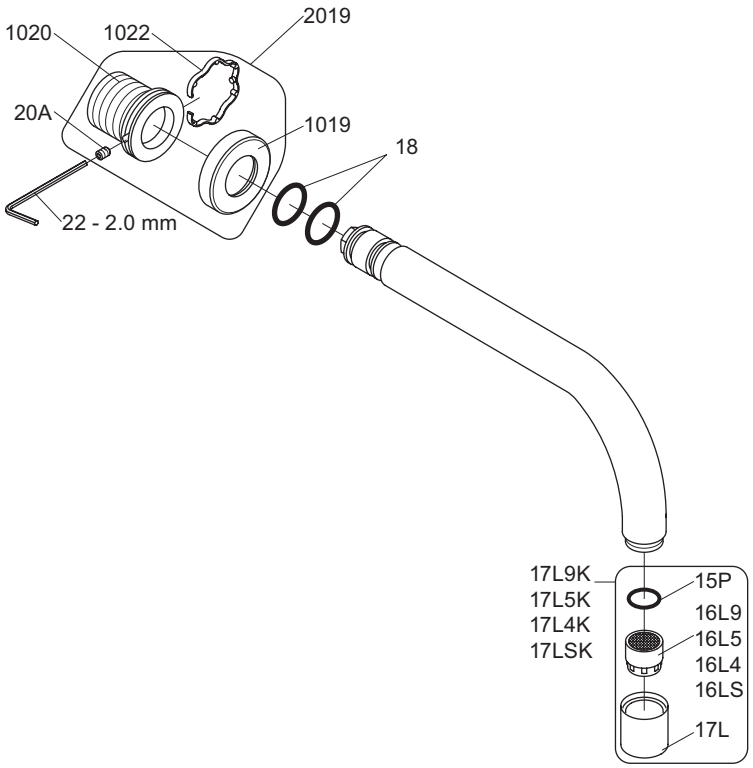


| | |
|---|---|
| VR17L9K: | VR15P, VR16L9, VR17L |
| VR17L5K: | VR15P, VR16L5, VR17L |
| VR17L4K: | VR15P, VR16L4, VR17L (US Standard) |
| VR17LSK: | VR15P, VR16LS, VR17L |
| VR1020K: | VR20A, VR22, VR1020, VR1022 |
| VR2019: | VR20A, VR22, VR1019, VR1020, VR1022 |

vola
Lunavej 2
DK-8700 Horsens
Tlf : + 45 7023 5500
sales@vola.com
www.vola.com

# VOLA 010 / 020

Date
Apr. 21

Rev.
3

Sheet
SB11