VOLA 010, 020, 030, 040
VOLA 010C, 020C, 040D

Fitting instruction
Montageanleitung
Monteringsvejledning
Monteringsvägledning
Montage hanleiding
Manuel de montage

GODKENDT TIL DRIKKEVAND

04/00026
04/00101
04/00175
04/00298

010, 020

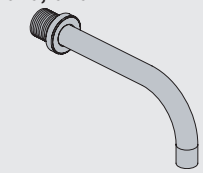

010C, 020C

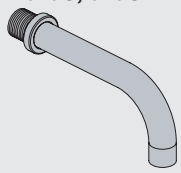

030

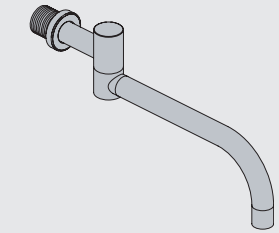

040

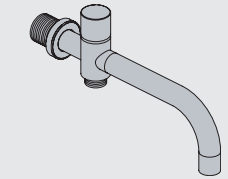

040D

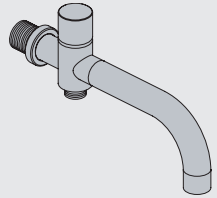

www.vola.com

mnt_010_V1_40998360
02-10-2023

5 705230 341750

Standard Flow data:		Max.
010/020	(l/min) (Gal/min)	5.0 1.3
010C/020C	(l/min) (Gal/min)	30 7.9
030	(l/min) (Gal/min)	9.0 2.0
040	(l/min) (Gal/min)	25 6.6
040D	(l/min) (Gal/min)	30 7.9
	Max. 65°C. Max. 150°F	

VR161:
VR161K: 7 l/min - 1.8 Gal/min
VR161D: 9 l/min - 2.5 Gal/min
VR161F: 14 l/min - 3.7 Gal/min

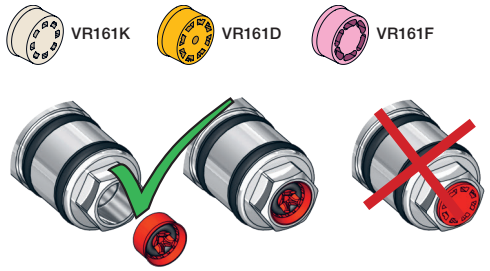

For more water saving possibilities please see:
Weitere Wassersparmöglichkeiten finden Sie auf:
For flere vandbesparende muligheder se venligst:
För mer vattenbesparande möjligheter hänvisas till:
Voor meer waterbesparende mogelijkheden zie:
Pour plus d'informations sur les options : économie d'eau, voir le site:
www.vola.com

010, 020

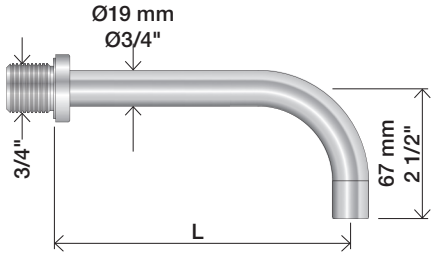

010C, 020C

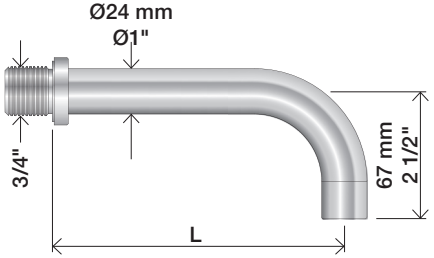

	L (mm)	L (Inch)
010(C)/100	100	4"
010(C)/130	130	5"
010(C)/160	160	6"
020(C)/200	200	7 3/4"
020(C)/225	225	8 3/4"
020(C)/260	260	10 1/4"
020(C)/300	300	11 3/4"

030

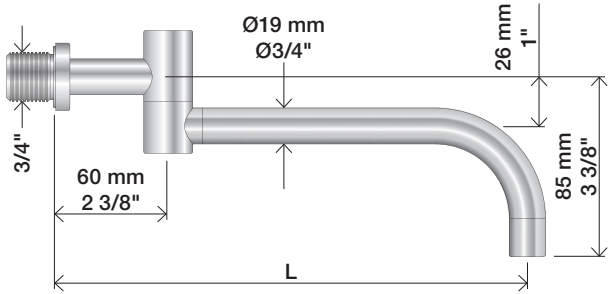

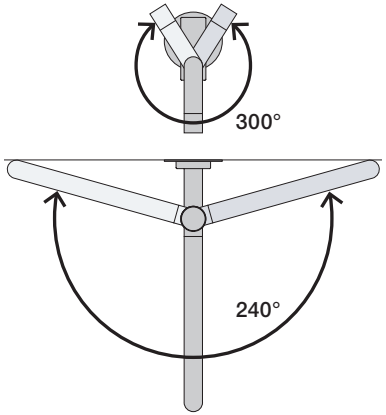

	L (mm)	L (Inch)
030/200	200	7 3/4"
030/250	250	9 3/4"
030/300	300	11 3/4"
030/350	350	13 3/4"

040

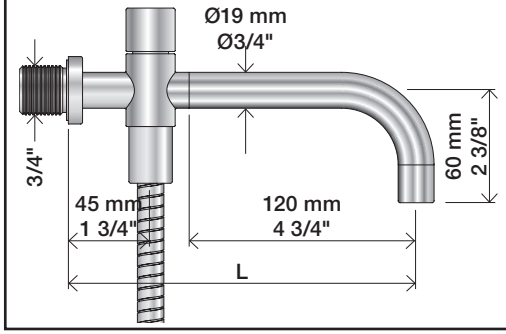

040D

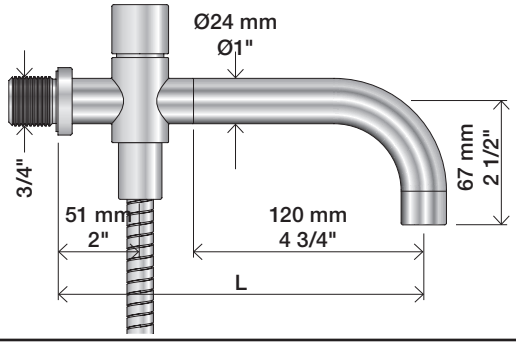

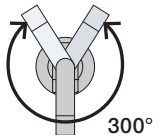

	L (mm)	L (Inch)
040	185	7 3/4"
040D	200	7 3/4"
040D/250	250	9 3/4"
040D/300	300	11 3/4"

1

010, 010C, 020, 020C, 030, 040, 040D

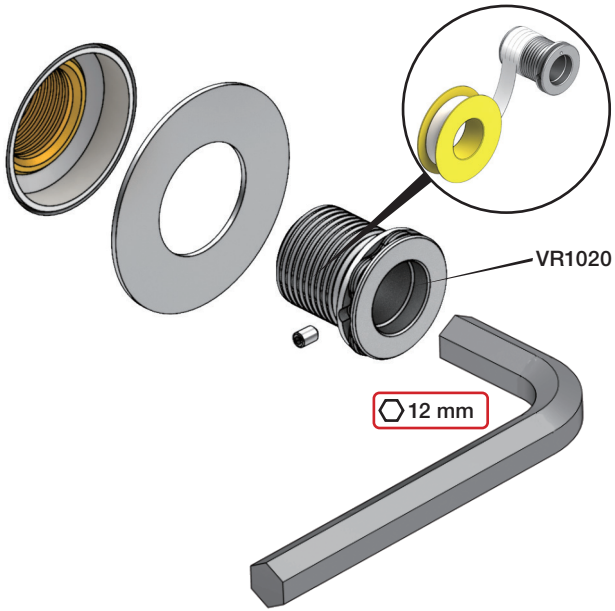

2

3

Ø19: 010, 020, 030, 040

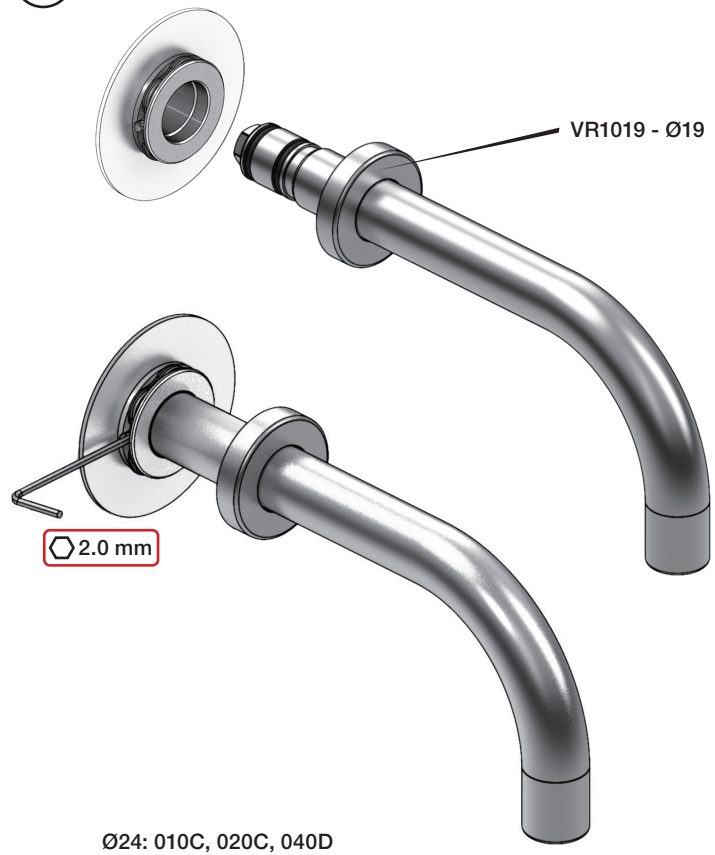

Ø24: 010C, 020C, 040D

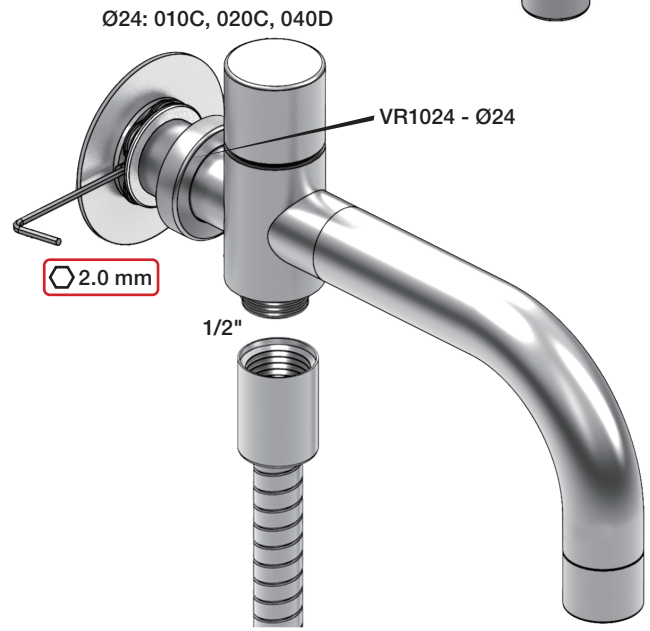

Extension
Verlängerung

Forlængerdele
Förlängning

Verlengstukken
Modification

T Min. 3 mm
Max. 65 mm

Y Min. 48 mm
Max. 110 mm

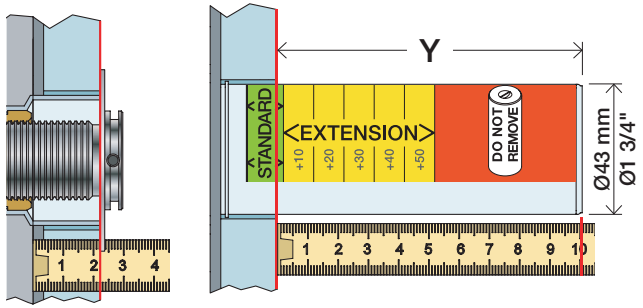

T	Y	VR2019 (Ø19) VR2119 (Ø24)
3 - 15 mm	110 - 98 mm	Std.
15 - 25 mm	98 - 88 mm	+10
25 - 35 mm	88 - 78 mm	+20
35 - 45 mm	78 - 68 mm	+30
45 - 55 mm	68 - 58 mm	+40
55 - 65 mm	58 - 48 mm	+50

VR2019+/VR2219+

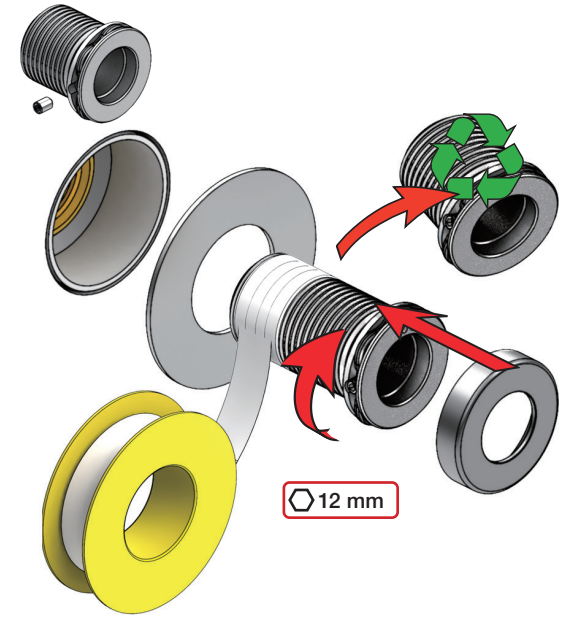

VOLA 600, 700, 700V, 900, 1500
VOLA 800, 800V, 800N, 800NV, 800T, 800TV
VOLA S20V, S40V

Fitting instruction
Montageanleitung
Monteringsvejledning
Monteringsvägledning
Montage hanleiding
Manuel de montage

GODKENDT TIL DRIKKEVAND

04/00034
04/00049
04/00178

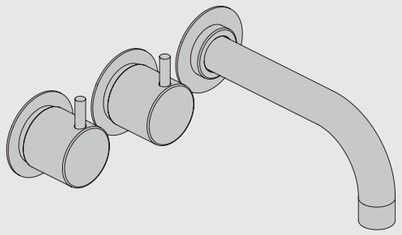

www.vola.com

600_V3_40998507
02-10-2023

5 705230 290027

vola.com	L	L1	L2	H	H1	D
S20V	276 mm 10 7/8"	160 mm 6 1/4"	168 mm 6 5/8"	95 mm 3 3/4"	186 mm 7 3/4"	70 mm 2 3/4"
S40V, 900	377 mm 14 3/4"	260 mm 10"	268 mm 10"			
600, 700V, 800V, 1500	475 mm 18 3/4"	355 mm 14"	367 mm 14 1/2"			
80NV, 800TV	552 mm 21 3/4"	435 mm 17"	447 mm 17 5/8"			

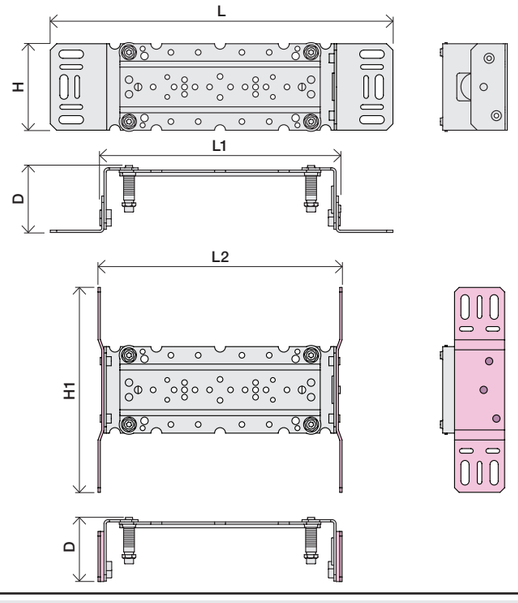

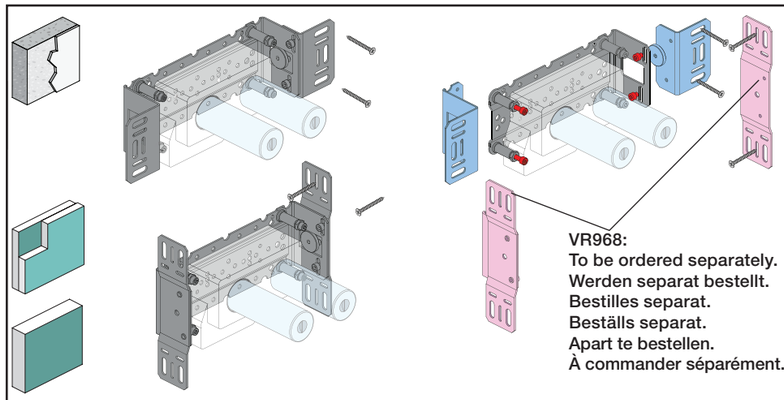

VR968:
To be ordered separately.
Werden separat bestellt.
Bestilles separat.
Beställs separat.
Apart te bestellen.
À commander séparément.

A

Max.: 10 Bar/145 psi

Max. 65°C, 150°F

Data, l/min. / (Gpm) 3 Bar/43.5 Psi:

Data, 3 Bar/43.5 Psi:

Max:	l/min.	Gal/min.
600:	65	17.2
700V:	65	17.2
800V:	34	9.0
900:	30	8.0
1500:	65	17.2

B

Check the local legislation.
Bitte die örtlichen Vorschriften überprüfen.
Tjek de lokale regler.
Kontrollera den lokala lagstiftning.
Verifieer de lokale regelgeving.
Vérifiez la législation locale.

!DO NOT!
!REMOVE!



C

DE:
Bitte separat beiliegende Anleitung für die Schallentkopplung VR972 beachten

D

Box till inbyggnadsblandare.
Boks til indbygningsblander.
Laatikko seinäasenteiselle sekoittajalle.

Ingår inte i leveransen, köps separat.
Ikke inkludert, kjøpes separat.
Eivät sisälly tilaukseen, ostettava erikseen.

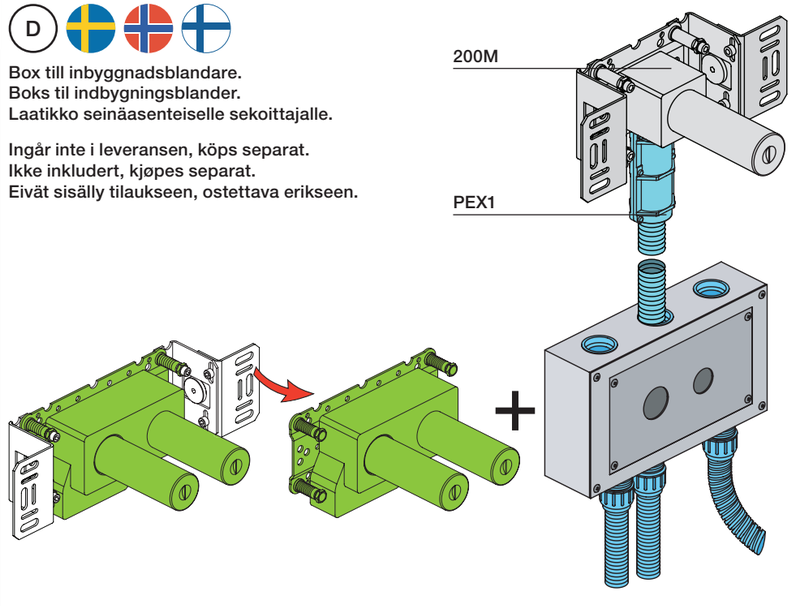

Extension
Verlängerung
Forlængerdele
Förlängning
Aanpassing
Modification

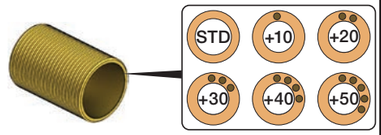

VR697
VR698

600, 700V, 800V: 2xVR697
1500: 1xVR697+1xVR698
900: 1xVR697

Extension, retrofit
Verlängerung, nachträglicher Einbau
Forlængerdele, eftermontering
Förlängning, eftermontering
Aanpassing na montage
Modification aprés installation

T Min. 5 mm
Max 65 mm

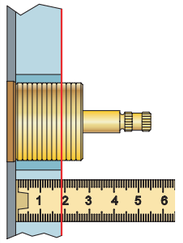

Y Min. 48 mm
Max. 110 mm

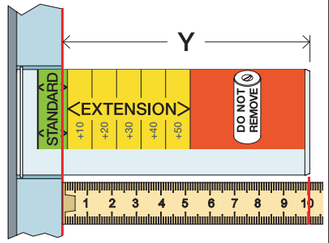

X 48 - 0 mm

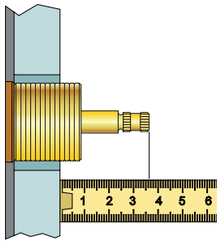

X -15 - 0 mm

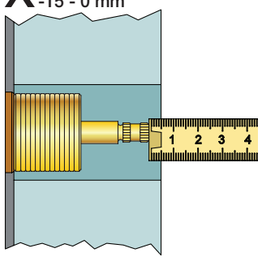

	T	Y	VR697/VR1400/VR2019
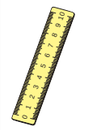	5 - 15 mm	110 - 98 mm	Std.
	15 - 25 mm	98 - 88 mm	+10
	25 - 35 mm	88 - 78 mm	+20
	35 - 45 mm	78 - 68 mm	+30
	45 - 55 mm	68 - 58 mm	+40
	55 - 65 mm	58 - 48 mm	+50

	X	VR697/VR1400/VR2019
	36 - 50 mm	Std.
	26 - 36 mm	+10
	16 - 26 mm	+20
	6 - 16 mm	+30
	-4 - 6 mm	+40
	-14 - -4 mm	+50

Fitting of extension
Montage von verlängerung

Montering af forlængerdele
Montering av förlängning

Montage van de verlengstukken
Montage des rallonges

VR697+

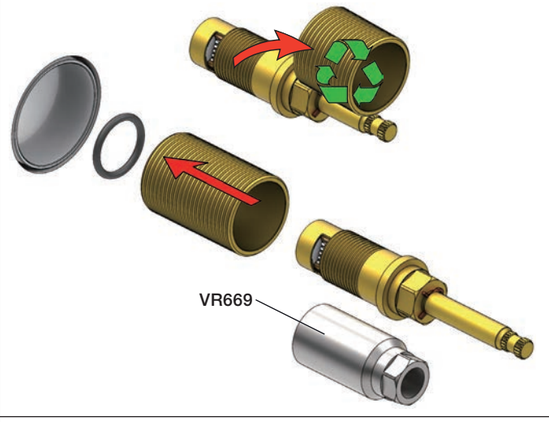

VR2019+, VR2119+

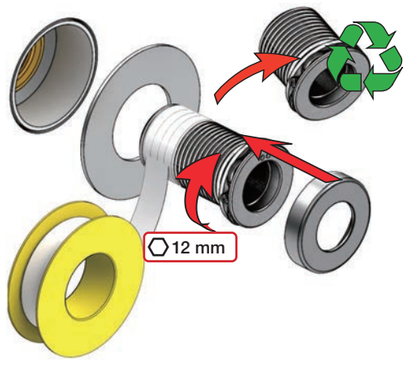

VR1400+

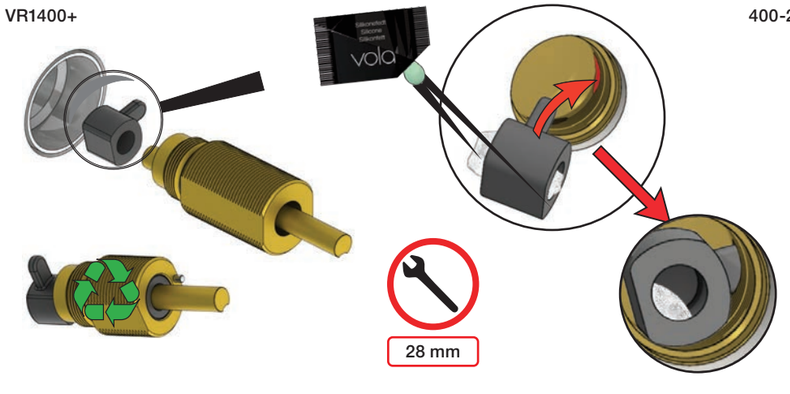

400-2400

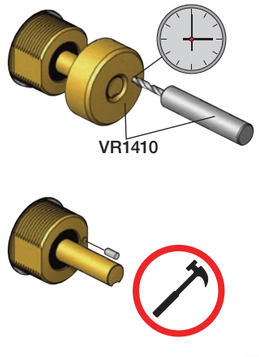

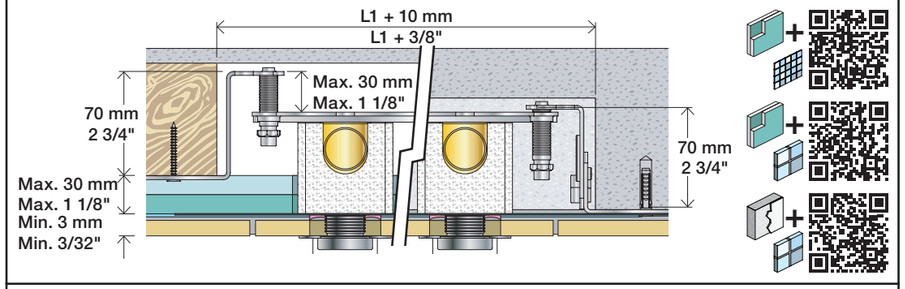

2x13 mm

Lightweight wall
Leichtwand
Let væg

Lätta konstruktion
Holle wandconstructie
Construction légère

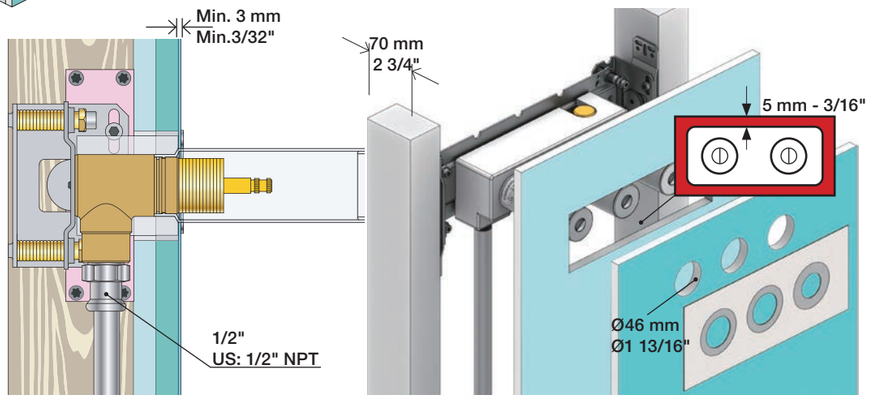

1x15 mm
1x18 mm
1x20 mm

Lightweight wall
Leichtwand
Let væg

Lätta konstruktion
Holle wandconstructie
Construction légère

2x13 mm

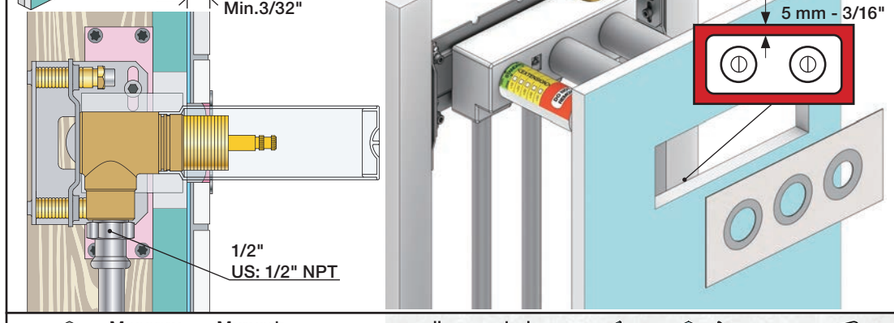

Masonry
Mauerwerk
Murværk

Murverk
Massieve wand
Mur Plein

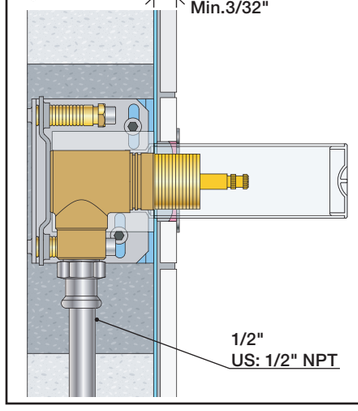

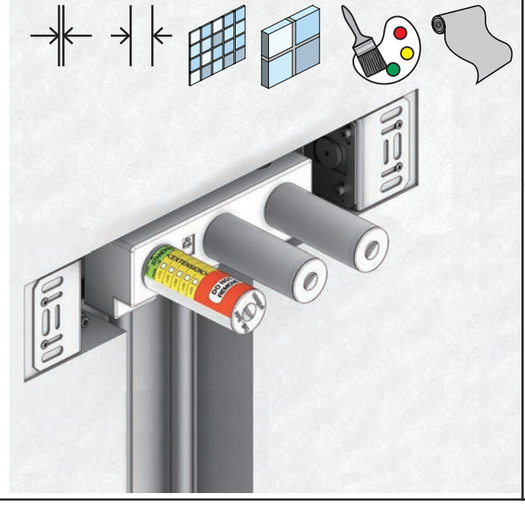

1

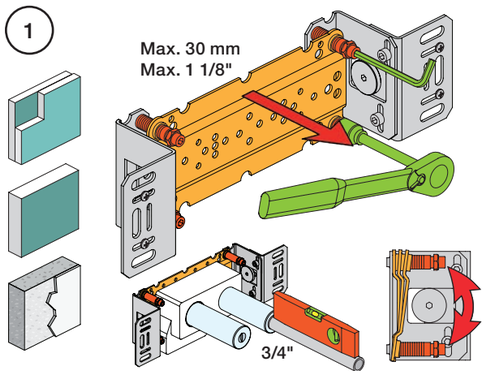

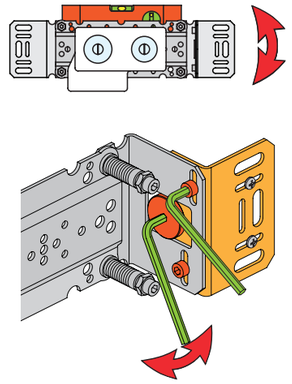

2

Test Pressure
Prüfdruck
testtryk
Test tryck
Test druk
test de pression

Check the local legislation.
Bitte die örtlichen Vorschriften überprüfen.
Tjek de lokale regler.
Kontrollera den lokala lagstiftning.
Verifieer de lokale regelgeving.
Vérifiez la législation locale.

BAR
PSI

! Water - Wasser - Vand - Vatten - Water - L´eau

! MAX 1 Minute - Minut - Minuut !

1. MAX. 16 Bar 232 Psi

2. MAX. 4 Bar 58 Psi

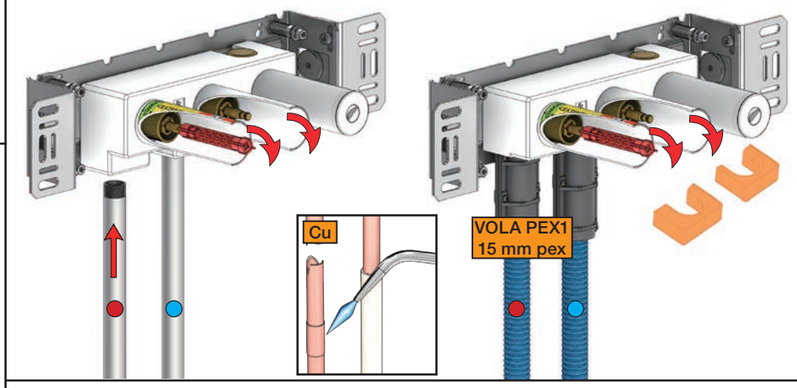

3

Flush installation
Installation Spülen
Skyl installation
Skölj installation
Kraan doorspoelen
Rincer l'installation

VR969

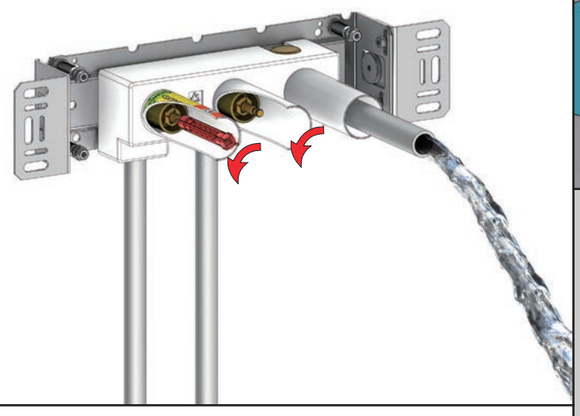

4G

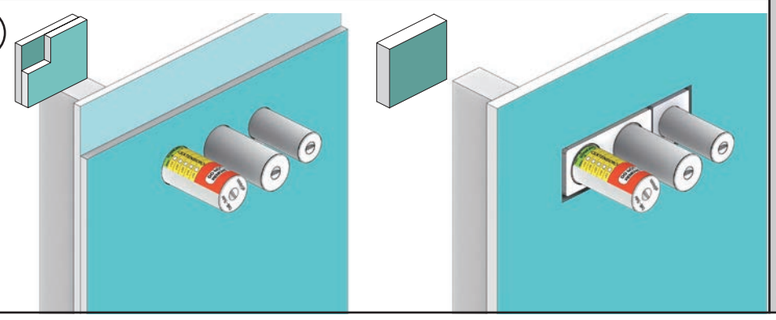

4M

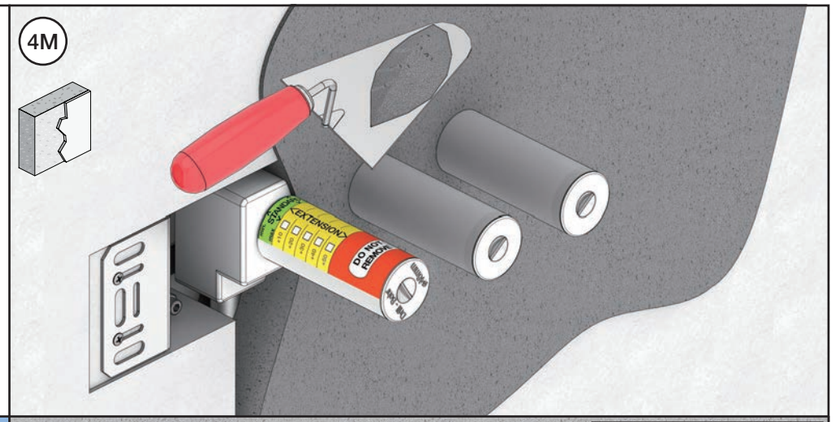

5

Without membrane
Ohne Membran
Uden membran

Zonder membran
Sans Membrane imperable
Uten membran

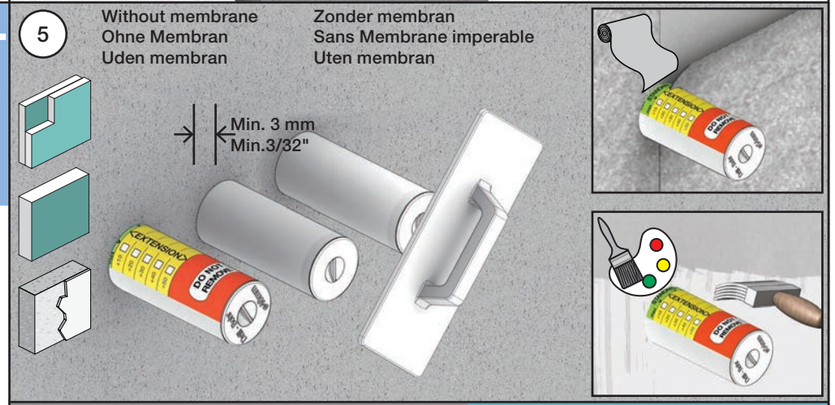

6

Waterproof membrane
Wasserdichte Membran
Vandtæt membran

Vattentät membran
Waterdicht membran
Membrane imperable

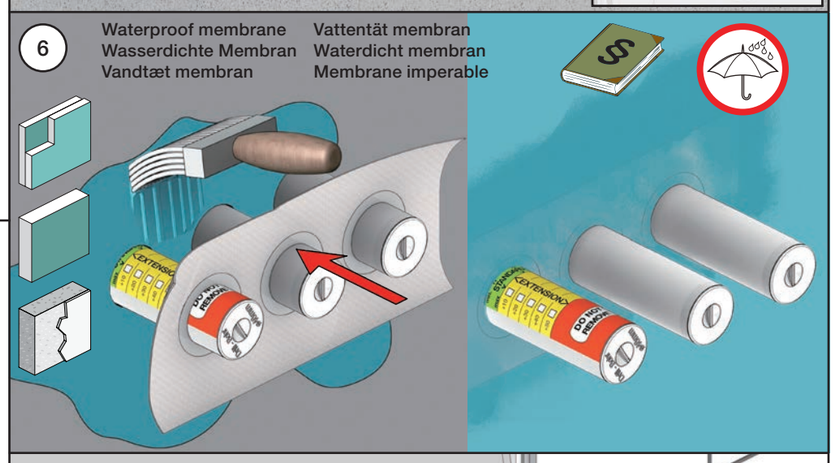

7

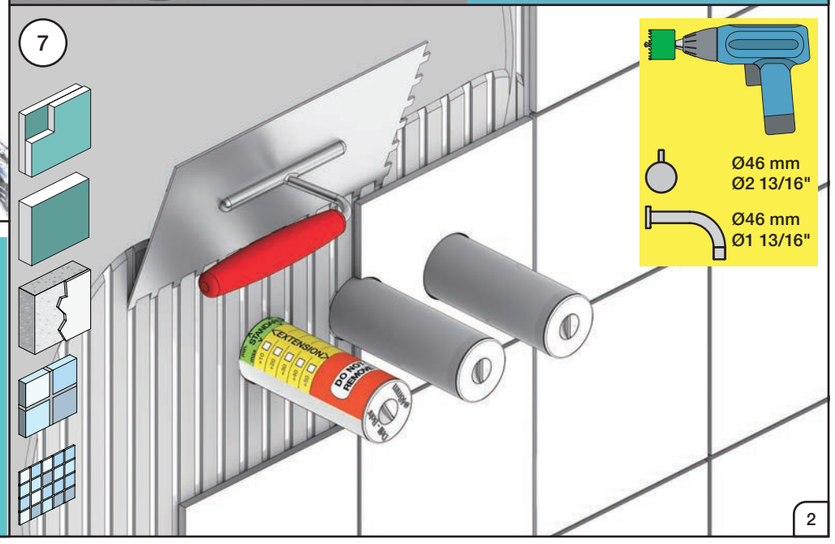

VOLA NR.17/19

NR.17:

1

NR.19:

2

www.vola.com

mnt_NR17/19_40998508_V1

©VOLA A/S 5 705230 290034

Do not cut the membrane
Die Membran nicht schneiden
Skær ikke membranen
Skär inte membranet
Snij het membraan niet door
Ne coupez pas la membrane
No cortar la membrana

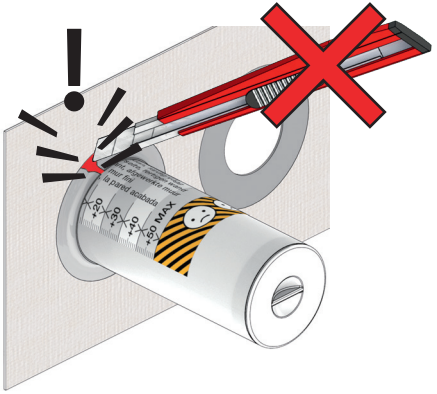





NR 17

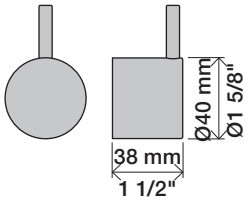

NR 17 - 1

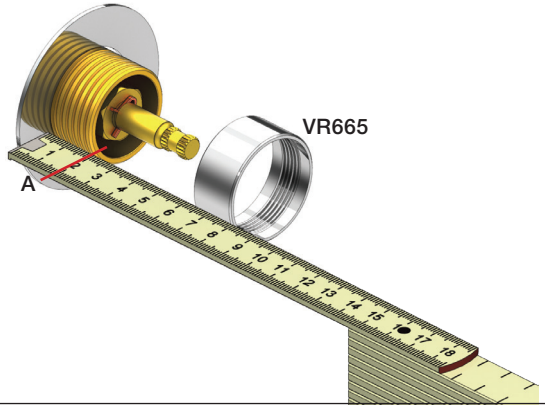

NR 17 - 2

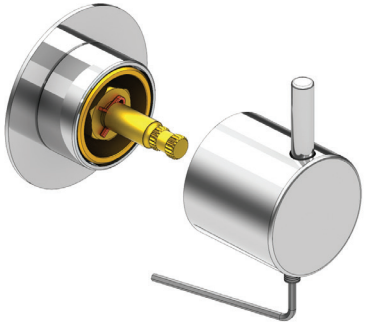

2 mm

NR 19

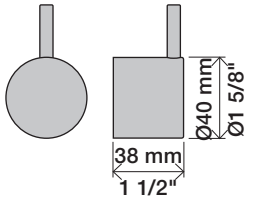

NR 19 - 1

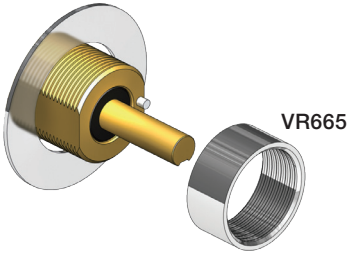

NR 19 - 2

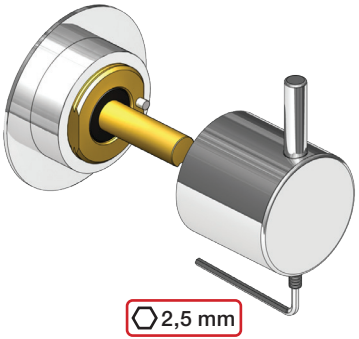

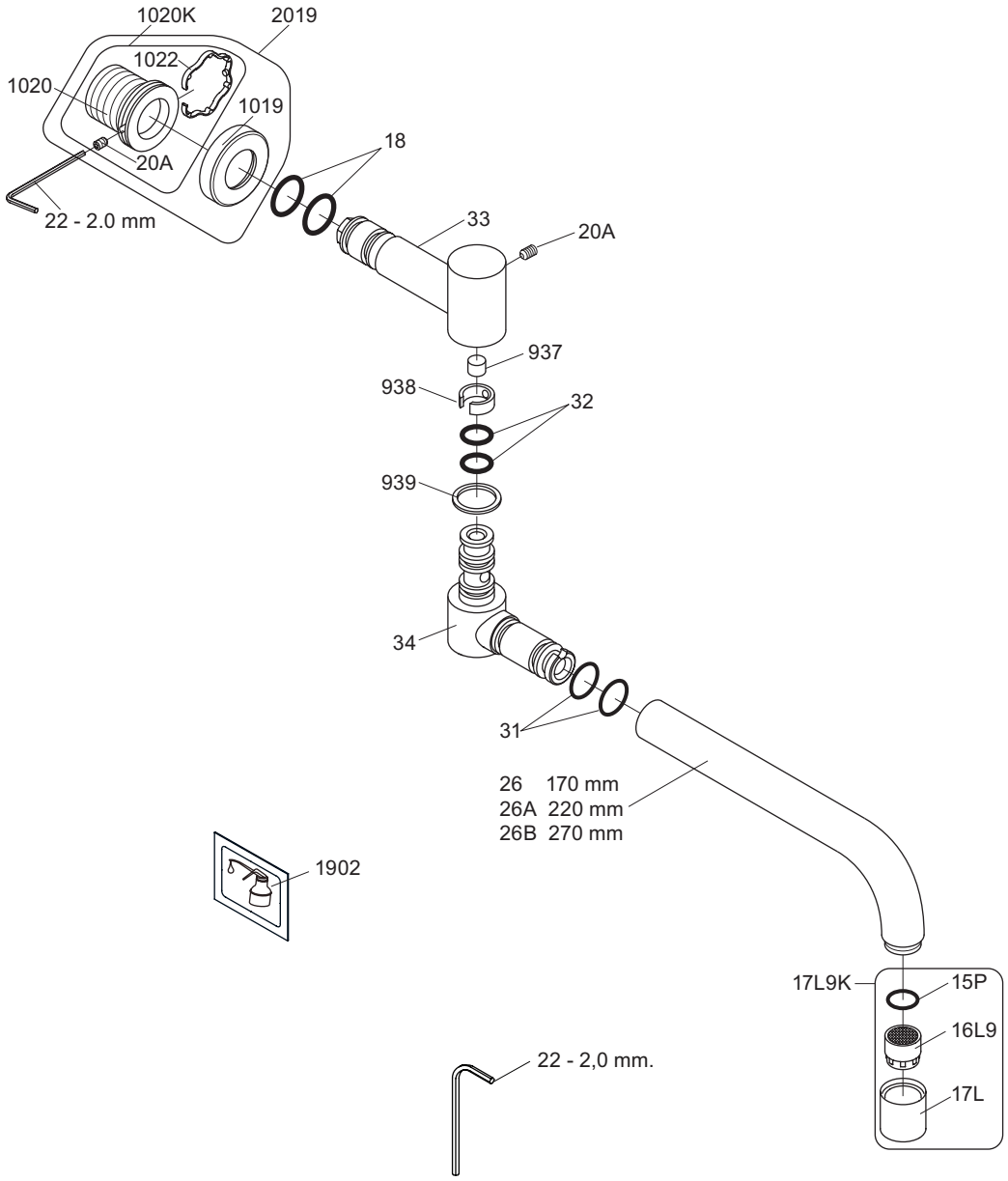

VR030:	VR15P, VR16L9, 2xVR31, 2xVR32, VR1902
VR17L9K:	VR15P, VR16L9, VR17L
VR940:	VR937, VR938, VR939
VR1020K:	VR20A, VR22, VR1020, VR1022
VR2019:	VR20A, VR22, VR1019, VR1020, VR1022

vola
Lunavej 2
DK-8700 Horsens
Tlf : + 45 7023 5500
sales@vola.com
www.vola.com

VOLA 030

Date
Apr. 21

Rev.
3

Sheet
SB 12

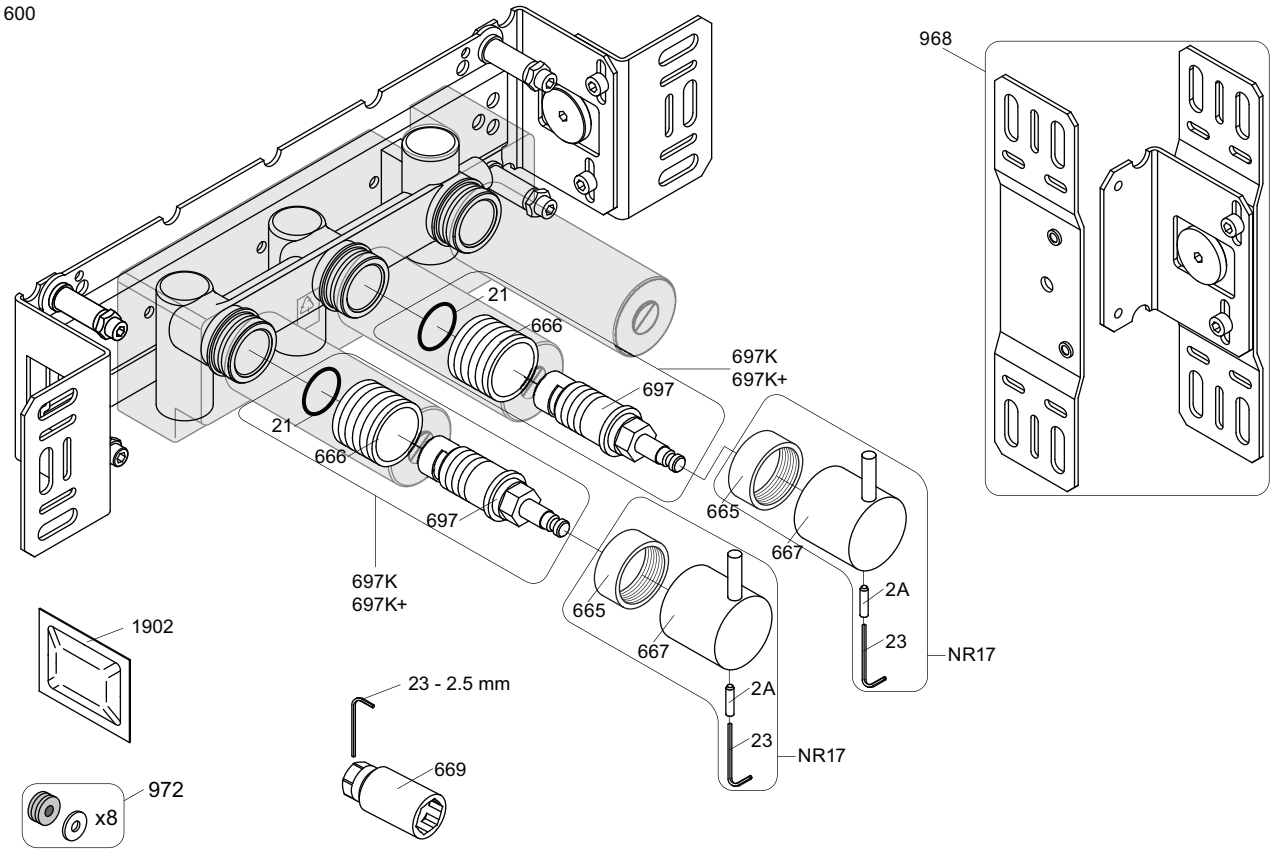

NR17: VR2A, VR23, VR665, VR667
VR697K: VR21, VR23, VR666, VR669, VR697

900 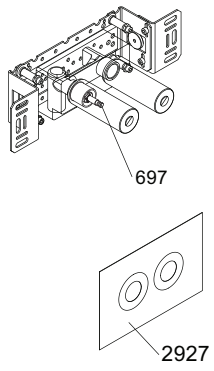 	700V 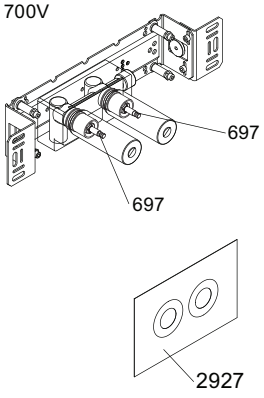 	600 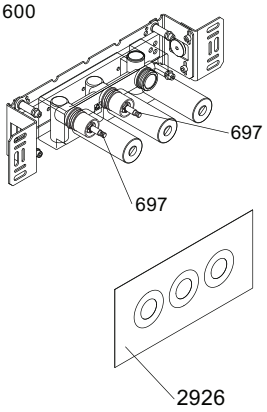 	
 002	 1034	 003K	
 001, 001G	 2x001G	 001, 2x001G	

vola
Lunavej 2
DK-8700 Horsens
Tlf : + 45 7023 5500
sales@vola.com
www.vola.com

VOLA 600
700V, 900, 1500

Date
May. 22

Rev.
4

Sheet
SB 5.3